

KLM Vogelvlucht



Registered by Australia Post — Publication No. NBP3783.

Uitgave voor Australië en Nieuw Zeeland van de Koninglijke Luchtvaartmaatschappij N.V.

Redaktie:
F.A.S. Sterrenburg
Redaktie adres:
Vogelvlucht, c/o KLM,
G.P.O. Box 4095,
Sydney 2001, N.S.W.

Handwerk-
en Kookrubriek:
Jose Sterrenburg

Layout:
Pieter Dillen

This publication is issued four times per year in the months of MARCH/JUNE /SEPTEMBER and DECEMBER for the Dutch community living in Australia and New Zealand.

Although the information and prices given in this magazine are believed correct at the time of publication, their accuracy cannot be guaranteed and they should not be regarded as binding for KLM or its agents.

KLM OFFICES:
AUSTRALIE:
Sydney N.S.W. 2000
5 Elizabeth Street,
Tel: 233 6255
Melbourne-VIC. 3000
80 Collins Street,
Tel: 654 5111

For reservations & information outside Sydney & Melbourne telephone:

Adelaide: 008-33111
Brisbane: 008-221102
Canberra: 008-122002
Darwin: 008-331111
Hobart: 008-331111
Perth: 008-331111

NEW ZEALAND:
Auckland
P.O. Box 3538
Wellington
c/- Air New Zealand, Private Bag,
Te Aro, and the offices of Air
New Zealand.

Wilt u uw eventuele adresverandering op deze coupon vermelden? Boven s.v.p. het oude, daaronder het nieuwe adres, en graag het nummer, dat boven uw naam op de adresstrook staat (Referentie nummer), vermelden. Als u did blad liever niet beschadigt, kunt u een briefje zenden. Wilt u dan wel het adresbandje meesturen?

REFERENTIE NO./REFERENCE NR.:A
OUD ADRES/OLD ADDRESS

Naam/Name
Straat/Street
Plaats/Suburb
Postcode

JUISTE NAAM en NIEUW ADRES/
CORRECT NAME and NEW ADDRESS

Naam/Name
Straat/Street
Plaats/Suburb
Postcode

Misschien heeft u een vriend of kennis die ook graag regelmatig VOGELVLUCHT zou willen ontvangen? Stuur volledig adres aan:

COUPON ADDRESSEREN:
VOOR AUSTRALIA:
KLM Royal Dutch Airlines
G.P.O. Box 4095
SYDNEY, N.S.W. 2001

VOOR NEW ZEALAND:
KLM Royal Dutch Airlines
P.O. Box 3538
AUCKLAND

Front Page: Life in the Zaan Area. See Page 10.

BOOK REVIEW


The Dutch in Australia

Edward Duyker, Australian Ethnic Heritage Series, AE Press, Melbourne 1987. A\$15.95.

Edward Duyker has written a well-documented book on the Dutch in Australia which we think you will like. Despite the cover, it's not the run of the mill "hardy emigrants persevere and succeed" story at all. Dr. Duyker is much too good a researcher for that. The Dutch have had the longest documented association with Australia of the non-indigenous inhabitants and this book tells the interesting and entertaining story of that association beginning in the 16th century and continuing into the post-war period. The opening chapter contains an excellent (greatly condensed) history of the Netherlands that gives you a good perspective.

De Ijzelramp Van 1987

Op 2 maart van het vorige jaar voltrok zich een bizarre ramp in het noorden van Nederland. Na een periode van zeer koud weer begon het een paar honderd meter boven de aarde te dooien, neerslag kwam als regen naar beneden waar het nog flink vroom en het gevolg was een 3 cm dikke ijzelafzetting op alle mogelijk en onmogelijke oppervlakken. De schade was groot, takken knapten af, bomen scheurden, elektriciteitsmasten braken als lucifershoutjes, verkeer was onmogelijk. Maar tegelijkertijd kregen de meest banale voorwerpen een onwezenlijk mooie aanblik door een complete ijsmantel en door lange franje van ijspegels. Deze zelfs voor Nederland unieke situatie bracht de weekbladen van de Drente-Groningse Pers op het idee amateurfotografen op te roepen hun foto's in te zenden. Uit meer dan 3000 opnamen van die ene dag in maart werden er 275 in kleur en zwart/wit opgenomen in een "kijk-en huiver-boek" van 112 pagina's, formaat 21 x 30 cm. Het kost in Nederland Dfl.33, de prijs in A\$ is \$33.00.



Bestellingen van de besproken boeken kunt u richten aan de Dutch-Indonesian Bookshop, 72E Maroondah Highway, Croydon, Vict. 3136, Australia.

TOURING TIPS

Eighteen noble owners of castles and country-seats in co-operation with the Vereniging Nederlandse Landgoed - en Kasteelcampings (LKC), are welcoming peace and nature-loving guests on their beautiful premises. All they ask, apart from a reasonable fee, is a camping document from the Stichting Toeristisch Kamperen, available from all ANWB-offices in the Netherlands. In return they offer a lot: you can stay on unique secluded sites in tents, caravans, holiday houses or adapted farms in the easterly regions of the Netherlands.

The LKC's secretary, Mrs Penninkhof in Elburg, will provide an illustrated guide after receiving Dfl. 3,50 on the society's postal account (girorekening 2395895). However, to avoid a rather complicated and expensive to-ing and fro-ing you'd better mobilize your Dutch relatives and have them organize this for you.

Het Nederlands Zuivelbureau (Bureau for Dairy-produce), recently introduced the term "Dairy-tourism". Under this title they published a 24-page guide (in Dutch) with tips and addresses of cattle-markets, cheese-farms and dairy-factories you can visit. The guide is free and can be obtained from Het Nederlands Zuivelbureau, Postbus 30, 2280 AA Rijswijk-ZH.



**Nederlandse
NJHC Jeugherberg Centrale**

Another pleasant way to get in touch with the Dutch (and quite often with a lot of other Europeans), is to spend your holidays in the NJHC's youth hostels. If you are a member of the Youth Hostel Federation in your own country, simply bring your membershipcard: the NJHC will accept it.

A tour on the basis of the available addresses will take you from the big cities like Maastricht en Den Haag to the small ones like Haarlem and Dordrecht, from the Frisian to the Zeeland islands, from watersport areas to hiking and biking regions. Each of the 45 hostels has its own attractions and activities you can join: surfing, swimming, riding, tennis, dancing, excursions, all according to its particular location.

The things they have in common are hardly less important: good meals, pleasant hospitality and reasonable prices (Dfl. 17,50 for bed and breakfast).



TOURING TIPS

NJHC also offers quite a tantalizing bike holiday for Dfl. 575.-. Besides the bike it includes a bag, a tyre repair set, a poncho, a roadmap, a temporary hostel card and 7 overnight coupons including breakfast in the Dutch hostels.

After the trip you become the owner of the brand new bike.

For general information:

Sichting Nederlandse Jeugdherberg Centrale NJHC, Prof Tulpplein 4, 1018 GX Amsterdam.

"Holland Museum Land"

Some 300 museums throughout the country have taken up the initiative of making 1988 a special museum year. Special exhibitions spread over the year draw attention to seven central themes chosen for the museum drive.

In addition, several celebrations form a good occasion to highlight certain museum collections in the country.

The **Frans Hals Museum** (Haarlem) celebrates its 75th anniversary with a special exhibition of paintings. The **Rijksmuseum Kroller-Muller** does the same for its 50th anniversary. Australia's bicentenary sees an Abel Tasman exhibition in the **Gronings Museum**. 300 years of royal and friendly relations between England and Holland are commemorated by a manifestation in Amsterdam's Nieuwe Kerk and a superb exhibition of Delft chinaware in the **Paleis het Loo**, from the collection of Queen Mary (of William and Mary fame).

For any further information on the 1988 museum scene in Holland contact either your KLM office or the Netherlands Tourist Bureau.

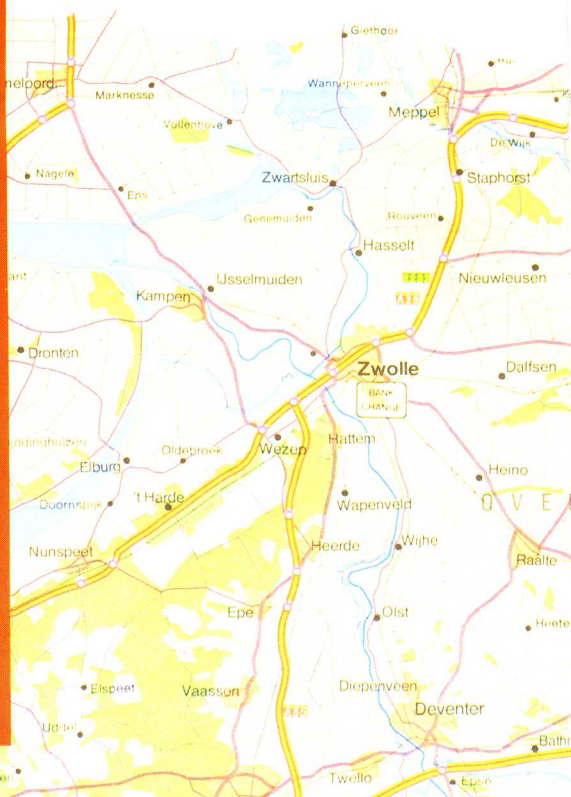

What to see in Genemuiden

The "**Tapijtmuseum**" (Klaas Benninkstraat 1, open on Saturdays) gives an interesting panorama of the variety of traditional patterns and techniques of the mat industry. The volunteer staff has inside knowledge: they did this heavy work when they were kids! Recently, they supplied traditional Genemuiden mats to Enkhuizen's Zuiderzee Museum.

The "**Oudheidskamer**" (Hoek 27, open on Saturday afternoons) is primarily intended for the locals, but you will be very welcome nevertheless. Very nice authentic lifestyle exhibits, from interior decoration to a beautiful collection of Genemuiden traditional dress. Prize exhibit: unique first edition of the "Statenbijbel" (official 17th century Bible translation that had a decisive influence on shaping the Dutch language).

The "**Olde Mesiene**" ("Ancient Engine") is the oldest working steam pumping-engine in the country (1856). This unique industrial archeology exhibit is a protected national monument. Open in July and August daily from 11.00 to 16.00 hours. The engine is under steam on the 2nd Saturday in May, 1st Saturday in June, 1st and 3rd Saturdays in August, 1st Saturday and 3rd Tuesday in October. Location: Kamber Zeedijk.

Oldest steam engine in Holland



WINNER'S CHOICE

"If one of your friends were going to visit the Netherlands and asked you for a tip on what to do, what would you recommend?"

That is the question we asked our four contest winners after they had completed the "Roots Discovery Tour" and none of them had any trouble answering it - what's more, we got four completely different answers! Each of the next four issues of this journal will contain one of these inside tips on what well-informed people in their early twenties think you should see and do plus some background data and suggestions we could think of. Here comes the first "Winner's Choice".

DUTCH MUSEUMS: GREAT FUN!

By Debbie Oude Avenhuis,
Hornsby Heights, NSW,
Australia.

"Of course my tip for something to see or do will depend on my friend's personal interest and the season planned for the visit. If somebody came in spring, a visit to the bulbfields and the Keukenhof flower exhibition should be on top of the list.

One thing I would certainly try to impress on people is that you should NOT stay on the main roads and in the principal cities anybody has heard of. Try to taste the atmosphere of the country, don't use the direct routes from A to B and do see the smaller towns and villages. You should see how people really live, so just sit down and watch the place. Then you will understand the meaning of the untranslatable "gezellig".



Debbie

One of my favourite activities in Holland is to sit outside on a cafe-terrace and watch the people. Sitting there you marvel at the Dutch custom of "reviewing the troops" as they discuss (or completely zap..) what the passers-by look like! But one thing you can - and must - do in any season is: grab your chance and see some of Holland's museums. Of course I love the Rijksmuseum in Amsterdam because I worked there, but you have a tremendous choice. In fact, that's one

of the great differences: in Australia you have to travel a large distance to see another museum, in Holland you just turn the corner ...

One thing you should NOT do is to visit 3 museums in a day. Do one in a day and go to the next a few days later. Or even go back and do it again. You cannot "do" a museum like the Rijksmuseum in a day; see only a portion and come back for the rest. I find that Holland's museums - and not just the paintings, mind you - give you a very good insight into many things typically Dutch."

Thanks Debbie, and you are certainly the sort of person to illustrate that museum buffs are definitely NOT dull and stuffy museum pieces!

If you visited one museum each week in Holland, it would take you some 20 years to see them all, because the total number (small and large) is about 1000.

On the next pages you will find some data on four completely different museums we have selected to give you an indication of the variety.

SPAKENBURG MUSEUM - TRULY "GEZELLIG"

Right in the centre of Spakenburg you will find what must surely be one of the most "gezellig" museums in the country. It's called "'t Vurhuus", is entirely run by volunteers and is highly informal. If you're a gregarious sort of person you'll find the contact with the museum attendants just as important as the displays. In fact, it's just a bit like visiting your aunt ... "'t Vurhuus" shows the authentic lifestyle of Spakenburg and the neighbouring village Bunschoten. Fortunately, this has not disappeared - but on the other hand, it is NOT artificially maintained for the tourist. A complete shop and a "best room" that might give you inspiration for your own interior designs plus of course traditional costume and accessories like jewellery are permanently on display.




Authentic interior design

Note the vases all have reflecting glass spheres on top - this appears to have a protective effect against spooks!

If you want to know anything and have some command of Dutch, just ask the attendants - this is their way of life, after all. Admission is Dfl. 2.00, a donation is welcome. "'t Vurhuus" is open from April 30 to the Autumn holidays from Monday through Saturday between 10.00 and 17.00 hours.



POSTAL MUSEUM - THE HAGUE



Airmail memorabilia

The "Postmuseum" in the Hague is actually much more than the name appears to suggest, because it covers what we now call telecommunications as well. This museum has something to offer in a variety of tastes. First of all there is a superb stamp collection and you can really examine the stamps close-up. Then the museum is a goldmine of information on the delivery of mail before this became a state-controlled process, and before the invention of stamps. How to send and pay for a letter from Holland to Japan in the 18th Century? Sailors putting letters underneath flat stones before rounding the Cape of Good Hope, a chest with hundreds of letters a

postmaster was unable to deliver or the first airmail from the Netherlands to Australia - this is just a small selection.

In addition, there are a complete (and magnificent) nostalgic post office, brass and mahogany telephone exchange, ancient telegraphy equipment plus a wealth of exotic hardware you're hardly able to recognise as radio transmitters and receivers...

Documentation is perfect, information in English is available from the counter staff. The "Postmuseum" (Zeestraat, Den Haag) is open from Monday through Saturday between 10.00 and 17.00 hours, on Sunday and on public holidays from 13.00 to 17.00 hours. Admission sets you back Dfl. 3.00...



Nostalgic Post Office

LEIDEN - WHERE THE PAST BECOMES FAMILIAR



Roman showpiece

The oldest university in the Netherlands has a long tradition of scientific activity in the field of archaeology. Because of this, Leiden has an impressive collection of antiquities in the "Rijksmuseum van Oudheden" (National Museum of Antiquities),


Rapenburg 28. The museum has been

completely renovated and display techniques have greatly benefited as a result.

Beautiful art objects and articles for daily use from Egypt, Mesopotamia, Greece and the Roman empire include a complete temple donated by the Egyptian government. But as a personal recommendation I would like to draw your special attention to the splendid collections of glassware, jewellery and other finds from prehistoric times to the Middle Ages in the Netherlands. These are objects one can very easily relate to and in this

way the past suddenly becomes much more familiar. The gold Roman helmet found in a marsh, the Wieuwerd treasure and the Dorestad fibula are just a few of the highlights.

The museum is open Tuesday through Saturday between 10.00 and 17.00 hours, on Sunday and holidays from 13.00 to 17.00 hours. Closed on Jan. 1, Oct. 3 and on Mondays. Admission is Dfl. 3.50.



Spyker splendour

THE SPLENDOUR OF AUTOMOBILES - AUTOTRON

If you love veteran, vintage and classic cars, the Autotron in Rosmalen near Den Bosch is a must. It has recently moved to its present location and is now really able to show its enormous collection of automobiles to advantage. All cars are in absolutely mint condition, of course. Even if you're not very technically minded, the Autotron is a fascinating experience when you start looking at cars from the design angle. Fashions and art styles are reflected in Hispano-Suiza, Voisin, Minerva or Morgan cars. And not to forget: the legendary Spyker vehicles that still have a reputation of indestructibility. The original Spyker

that completed the gruelling Peking-Paris rally some 80 years ago is on display too.

For very young members of the family, the Autotron has a large playground with lots of attractions to offer. So car freaks can just dump the non-technical relatives there and take their time ogling the beauties!

The Autotron is open from the end of May to the end of October, daily from 10.00 to 17.00 hours (in the summer months an hour longer). Admission is Dfl. 9.75 and this includes all attractions.



FONG LENG - CHINESE FIREWORKS ON DUTCH FASHION SCENE

Imagine a small, vivacious woman with a shock of black hair, a lot of exuberant courage and no sense of modesty whatsoever: to become the world's most famous woman is her ambition.

Graduated as a photographer she started her career winning a first prize in fashion-photography. Since this memorable moment in 1968 she managed to keep her name highlighted in the Dutch press at regular intervals. But most of the pictures in the dailies and the glossies illustrating the hottest Fong Leng-news were not hers, her real fame was not made by pressing buttons but by sewing them on.



Fearless female Fong Leng


Shows in stadiums and swimming pools

Quite soon after her entree in the professional world Fong Leng decided she had a natural talent for designing: furniture, wall decoration, shoes, bags and jewellery, but above all clothes. Rich in colour, quality and design they sold well and soon the first shop was opened in Amsterdam's most fashionable quarter. Skilled workers took over the sewing, prices soared and Fong Leng was riding the crest of a true fashion boom. Spectacular women in artistic circles wore her creations and her yearly fashion-shows were first-class happenings. Highly original in choice, the

premises did much for the presentation of the clothes and for the image of the artist.

They graduated from museums and churches to a swimming pool, the stock exchange and a stadium with 150,000 cheering spectators. Not a single Dutchman now living will be unfamiliar with Rotterdam-born Carla Maria Fongleng Tsang, Fong Leng for short.


Abroad her star is rising too. Creations with her label went to America, Japan, Greece, England and Germany and in the Arab Emirates they absolutely adore the brilliant flash and dash of her fine fabrics and her extravagant designs.



Ready-made outfits in yellow silk



Haute couture in metallic leather



Ready-made leather ensembles

Objects d'art

Some of the outfits Fong Leng made for her friend Mathilde, young wife of the famous painter Carel Willink, were sensationally beautiful. After Mathilde's death several museums and art-collectors bought these pieces and last summer the Textiel Museum, Tilburg, brought them together once more for an exhibition.

The gorgeous cloaks, worth some Fl. 15,000,- each, in silks, satins and soft leathers, seemed fit for royalty of bygone days. Often three- dimensionally designed, their titles referred to the sources of inspiration: Velasquez, Djengis Kahn, Byzantium, Chinese Sea, Gaudi, Art Deco ...

It is reassuring to know that these treasures now rest in the hands of specialists and collectors. They must not be worn anymore but kept for posterity.



Suede outfit

The artist summed up

Fong Leng's story could be told as the classical fairy-tale-type example of success: daughter of Chinese father and Dutch mother starts sewing on the kitchen table and in less than no time opens her own shops, designs for the happy few and finds her creations recognized as works of art, auctioned by Sotherby and bought by leading Dutch museums.

The artist and her one-time best client, Mathilde Willink



In actual fact she went through many phases. Several times Fong Leng saw her business change proportions and her clientele change status. Co-operation with other firms and groups; designing for the promotional campaign of the Olympic Games, for Levis and for Adidas kept her earth-bound.

Sheer hard work, never-failing ambition, lust for life and a considerable amount of talent made Fong Leng into what she is and has been for two decades: a spectacular sunflower (fongleng in Chinese) flourishing on Dutch soil.

Come and see Fong Leng

The following museums possess Fong Leng creations:

The Hague: Haags Gemeente - museum

Utrecht: Centraal Museum, Historisch Kostuum Museum

Amsterdam: Historisch Museum

But as you now know Fong Leng does not only make haute couture. In her shops (P.C. Hoofstraat 77, Amsterdam and Van Oldenbarneveldt straat 115, Rotterdam) you will also find jeans and ready-made outfits. No dress-for-success-suits to wear in the office and no floral frocks with white cardies for auntie, but apart from the more luxurious garments they offer fetching casual ensembles in linen, denim and other cottons, tracksuits, jumpsuits and T-shirts. A new feature is child's wear for the first time in Fong Leng's collection.

LIVING IN STYLE

If there's one area that can be considered characteristically Dutch, it must be the "Zaanstreek". Its industrial development in the 16th Century, its landscape and especially the people - this is Holland in a nutshell. As for lifestyle: although that word did not yet exist in the 16th Century, the Zaan people knew precisely what it was all about. An authentic Zaan area house is a joy to live in for kids and adults alike: very "user-friendly", beautifully decorated and painted inside as well as outside. If you want to know what "gezellig" means - it's a Zaan house. One of the specialties: corner windows, often with curved window panes. Replacing them is a nightmare, but they are very sophisticated.

Get lost in the Zaan

The Zaan area is ideal to get lost in: Zaandam, Zaandijk, Koog Zaandijk, Koog a/d Zaan, Westzaan, Oostzaan... The best way to get lost **and** see much is by bike and on foot. All the places mentioned above have scores of traditional wooden houses - from simple to opulent. If you want a quick "summary" the Zaanse Schans has a nice collection. Good maps and tourist information brochures are a must because there's so much to see

here. By the way: if anybody tries to tell you the Zaan is a small river (as everybody will), he's wrong. The Zaan has no source, which a river must have, and you can't very well dam a river, but the Zaan was dammed ("Zaandam") centuries ago...

The Parson's Garden

One thing you should see in Zaandijk, just behind the old church, is the Domineestuin or Parson's Garden. It's not an official tourist attraction but just an area for ordinary people to live in. Even biking is almost impossible as some alleys are only a few feet wide.

What's so special about the Domineestuin? It's called after a path that in the old days ran through the garden of the Zaanijk vicar. Subsequently, the plot was developed for worker's houses, of the traditional type. In the seventies, the Domineestuin had fallen into decay. The municipal authorities intended to clear the wreckage and build modern houses. And then things began to happen. Several people, inspired by a local architect, decided they'd much rather live in style - traditional Zaan style - than in modern houses. They approached the authorities with their plan: restore 7 of the existing houses

and add some 20 "new" ones, in completely authentic style.

Do-it-yourself!

The plan was even more revolutionary in two respects. The future inhabitants saw this as a DIY project, and amazingly they did not ask to be subsidized either! Completely baffled, the municipality said "go ahead", so except for the heavy work like pile-driving, folks began to build. Much of the building-materials came from the scrapheap and the tiles, for instance, were collected from all over the place. Expert guidance saw to it that historical details of design are correct. Why? Just because - call it sense of what's "proper". The same applies to the railings around the gardens, just beginning to acquire their "proper Zaan shape" when the pictures were shot. One of the inhabitants is called Annette, married to a teacher.

"It took us about three quarters of a year to build the house ourselves. In some respects this was really a community project, because people helped each other covering the roof, for instance. Of course that creates a very special community atmosphere too. It's a quiet neighbourhood, most people living here are working couples."



HOLLAND'S HISTORY

Sloop of V.O.C. Ship "Batavia" launched

On Saturday October 3, 1987 a modest but very special vessel was launched in Lelystad by the Australian Ambassador to the Netherlands, Dr. D.J. Grimes. "Batavia" was built in Amsterdam in 1628 as one of the larger merchantmen in V.O.C. service. On its maiden voyage to the Indies in 1629 it was wrecked on the Houtman Abrolhos off the coast of Western Australia. While Captain Pelsaert and some of the crew sailed the large sloop to Batavia (Djakarta) - an epic voyage of 1300 nautical miles - the other survivors stayed on the Abrolhos. When Pelsaert came back with help, mutineers had terrorized the survivors and killed some 125 of them.

The replica of the sloop now launched will sail Australian waters for the Bicentenary festivities. A replica of Batavia is now under construction and this unique specimen of ancient - and modern! - shipbuilding is expected to be launched in about 3 years time.

The team of shipwrights directed by Willem Vos included two Dutch Australians: Michael Indrisie from Perth and Paul van Grondel from Melbourne. I spoke to them just after the launching ceremony. Michael:

"We've been in Holland for 5 months and 1 day now and intend to stay for another 3 weeks. We plan to come back together next year, because now we want to help finish building the Batavia too."


Paul: "I feel like I've just become a father. Has it been interesting work? It's a whole way of life, just look at the beautiful boat - that explains all."

Although neither had any experience in ship building or does intend to make it his profession, both agreed that they have come to strongly identify with the replica project and its historical background. To quote Paul:

"Once you see this you understand why Holland was the leading seafaring nation!"

While under construction, Batavia can be visited by the public. The building-site is in Lelystad: take the route to Enkhuizen, turn right just before the locks that mark the beginning of the dyke, turn left again for the Oostvaardersdijk.

Paul (L.) and Michael (R.) - Well done!



Moments of suspense...



INDUSTRY & SCIENCE

GENEMUIDEN'S SUCCESS STORY

Genemuiden is not often in the news and does not figure prominently on the list of mass-tourism attractions. For this, the inhabitants of the small and quiet city on the shores of the former Zuiderzee are grateful. They're perfectly happy to be left in peace and certainly do not need any income from tourism - they're doing very well anyway!

Therefore, if you would like to absorb some of the atmosphere of an unspoilt Dutch community, here's your chance. Genemuiden is in an area of great scenic and historic interest, close to magnificent medieval cities like Kampen, or to the rural charm of villages like Staphorst. If you quietly blend with the Genemuiden scene you will be met with friendly no-nonsense hospitality.

Ancient history

Over 700 years ago, in 1275, Genemuiden was already important enough to acquire city rights. However, it never got the chance to build up a collection of ancient monuments, because time and again the city was ravaged by enormous fires. The fact that the hayricks were within the city limits is one explanation and still forms the reason why there is an absolute ban on smoking in the street called Achterweg!

In the beginning of this century Genemuiden had long lost its important position in trade. It had built up a home industry, however. Various rushes growing in the vicinity were used for making the traditional floor mats on sale throughout the country. One type was the "blokmat", mats built up from square tiles of woven rushes.

Some 60 years ago a switch was made to coconut fibre and this led to production of floor and doormats, by hand and also by machine.

Leading in the industry


This traditional background led to an astonishing industrial development. In the sixties, wall-to-wall carpeting became popular and Genemuiden entrepreneurs invested heavily in modern machinery. The end result: over a dozen firms producing more than 60 million square metres of carpet a year, for interior decoration but also for the car and boat industry. Of course this far exceeds the demand of the home market: up to 80% is for export.

A visit to the firm of Visscher & Beens showed what Genemuiden people mean by "work". Production had just started in the new accommodation: an immense (30,000m²) building constructed in something like 4 months! The firm began in 1960 with 800m² of floor space and now employs 125 people with an annual turnover of some Dfl. 120 million. New Zealand wool, nylon, PVC and other materials in a very wide range of colours

updated every 3 months and new products such as mats in coloured strips, all produced by fantastically expensive computer-controlled machinery - that's Genemuiden's success story now.

In the past few years, the city's industrial area has about doubled in size. Unemployment is virtually non-existent and "work to rule" in Genemuiden means the boss works the longest of all and everybody sticks to his work until he is personally 100% satisfied with the result.

Genemuiden sticks to its traditional values also: 90% of the people are church-going, business is based on quality and complete integrity. From the local saying that BMW and Mercedes make "Genemuiden Volkswagens" it would seem that traditional values still pay off...



The old craft

Traditional and new products



The modern dynamicism



A Castle-Builder's Dream in Carton

If you have a thing about castles and plenty of patience you can build your own. While mounting the 700 pieces of the Kasteel Nijenrode Kit you will feel like the architect, the builder and the owner all in one. Watching your creation grow without the toil and trouble of bricklaying must be a most satisfying experience.

Kasteel Nijenrode (Breukelen) dates back to 1632

Paper Dreams Scale 1:100

Leon Schuyt from the friendly Dutch town of Alkmaar specializes in paper dreams.

Related to the publishing trade and addicted to card models (his private collection includes several hundreds, the oldest dating back to 1695), he decided to combine the two and put seven simple building kits on the market. Almost two decades later, he can now offer some 90 different models from his own Dutch collection and from his imported foreign series, to a steadily increasing number of enthusiasts.

Tools for Teachers

Besides the real buffs who are simply hooked on constructing anything, whether castles, cars or kingfishers, there are several other categories of enthusiasts, some of them in rather unexpected areas. Students of architecture have rediscovered this original expedient to their profession and on a more elementary level, schoolteachers

successfully combine their art-history lessons with crafts instructions by having their pupils build models of representative monuments, while enlightening them on styles, customs and historical background.


Birth of a building kit

Among his large variety of designs Leon Schuyt prefers the ancient Dutch buildings. Driving through the country his eyes are drawn to some charming watergate of weigh-house and immediately he starts researching and organising. Municipal or national archives are consulted, original plans are copied and designers are contacted.

The designer, chosen from a number of experts in the field, then makes several white models to scale and when in the end he has come to grips with the finer details, the lines are drawn and the colours applied. With the various elements logically arranged on sheets of carton, the lithographer and the printer do their job and at long last Leon Schuyt can watch the varied lot of his customers happily hug their favourite building, acquired for less than the value of a few bricks: apart from a few exceptions his prices range from Dfl. 7,50 to Dfl. 17,50 for his Dutch series.



Leon Schuyt with Waag



A Town-Planner's dream from Alkmaar


Three-dimensional memories

An important and growing market is found among the tourists and the emigrants, people for whom a picture of their favourite building just is not enough. They want an extra dimension to the Waag from Alkmaar, the Munt from Amsterdam, that lovely



Waterport Sneek from 1613

windmill from Schiedam, the watergate from Sneek, some houses from the Zaan area or a typical farm from their childhood province. In this category one would expect a lot of female interest but oddly enough women are missing out altogether. I wonder why? Are we too matter-of-fact or is the texture of our memories too subtle to be cast in carton? To this question even Leon Schuyt cannot supply an answer. But to all other matters concerning card models to scale he is the man to ask. His postal address is Postbus 78, Alkmaar.



LAST RECIPE OF COOKING CONTEST

Mrs Toos Vermeulen, Flat 2-87 Beresford Street, Freemans Bay, Auckland 1, New Zealand, sent us another good example of Dutch cooking, adapted to the circumstances.

DUTCH KIWI STAMPPOT

- 1 kg potatoes
- 1kg silverbeet
- pepper, salt, maggi aroma
- 1kg pumpkin
- 1 tin corned beef

Skin and wash potatoes, cut in small pieces, skin the pumpkin, take out the seeds, cut up. Cut the silverbeet and wash. Put potatoes, pumpkin and silverbeet in a large cooking pot. Do not add water as the water clinging to the potatoes and silverbeet is plenty.

Cook with pepper and salt until soft, add corned beef and more flavouring if required, mash everything together and you will have a most fulfilling wintermeal. If by any chance it may be a little too wet, add dry potato flakes.

Mrs Vermeulen lived on Great Barrier Island for 25 years and the story she told about her life there reminds me very much of Patrick White's moving novel "The Tree of Man" about a young couple carving out a home in the wilderness of Australia at the turn of the century. But the isolation on Great Barrier island was even worse and I am much impressed by the perseverance of this city-girl from Delft who, together with her Frisian husband from Grootegast, built their own home in the jungle where there was no road, no water and no electricity. A cargo boat brought food in bulk, but protecting your stock against rates, mice and other roaming animals was a problem.

On a small kerosene stove Toos made a lot of pancakes and later-on a Maori taught her to cook in a campoven, a very heavy iron pot with a hollowed-out lid. After the first badly burned results Mrs Vermeulen managed to make stews, bread and cakes. A Dutch "wonderoven", presented by Toos' mother, enabled her later-on to bake boterkoek and other cakes.

After 20 years the Vermeulen family built a new house and now Toos had a large woodrange on which she produced speculaas, sprits and krentebrood. A salute to this brave woman who brought Dutch "gezelligheid" to an isolated place so far from her home-town!

SIERLIJK SMULLEN

Ik geloof niet dat ik bij het doorbladeren van een kookboek ooit heb moeten lachen maar "Sierlijk Smullen" van Wim Kros (Uitg. Tition, Baarn) ontlokte mij vele brede grijnzen! Hoewel er een aantal eenvoudige recepten in staat, is het eigenlijk geen kookboek maar een versier - handleiding. Een simpele boterham met beleg wordt onder de handen van superknutselaar Kros een sneetje om in te lijsten.



Uit kaas, worst, radijs, augurk, ei, ketchup en wortel tovert hij poppetjes, smoeltjes, een zeilboot en een lokomotief, bloemen, auto's en huizen. Soesjes worden een lachende menigte, pannenkoeken vertonen gelijkenis met tante Marie, in de 'banaan-obiël', de 'aard-kers-slak' en de meloenboot met scheepsvolk herkennen we met moeite ons alledaagse fruit; de komkommervliegen en het muizenbroodje zijn te lief om op te eten. Behalve kostelijke ideeën voor kinderfeesten staan er ook Kerst - en Sinterklaascreaties in die je in augustus al doen wensen dat zo ver was.

Voor f.32,50 krijgt u 127 pagina's met 250 werkfoto's en 140 kleurenplaatjes van de eindresultaten met uiteraard stap-voor-stap-beschrijvingen. Prijs in dollars A\$32,50

wie lust er nog een boterham...

GROUP DEPARTURES TO AMSTERDAM WITH THE OPPORTUNITY TO SAVE UP TO **\$450.00!**

All departures feature direct travel to Amsterdam from Sydney or Melbourne and you can save up to \$450 off the lowest official fares!

Return domestic air fares between Adelaide-Hobart-Launceston and Melbourne, and between Brisbane and Sydney are included in all our special group fares, plus a 33% rebate for children under 12 years of age and a 90% rebate for infants under 2 years of age.

You also have up to a year to complete your return journey.

HOLLAND GATEWAY PROMOTIONS

Group Departure Dates	Official Fares	Our Low Group Fares	Your Saving
01 APRIL 1988	\$2299	\$1879	\$420
15 APRIL 1988	\$2299	\$1879	\$420
29 APRIL 1988	\$2299	\$1879	\$420
13 MAY 1988	\$2499	\$2049	\$450
27 MAY 1988	\$2499	\$2049	\$450
10 JUNE 1988	\$2499	\$2049	\$450
24 JUNE 1988	\$2499	\$2049	\$450
01 JULY 1988	\$2499	\$2049	\$450
15 JULY 1988	\$2499	\$2049	\$450
29 JULY 1988	\$2499	\$2049	\$450
12 AUGUST 1988	\$2299	\$1879	\$420
26 AUGUST 1988	\$2299	\$1879	\$420
09 SEPTEMBER 1988	\$2149	\$1759	\$390
23 SEPTEMBER 1988	\$2149	\$1759	\$390
30 SEPTEMBER 1988	\$2149	\$1759	\$390
14 OCTOBER 1988	\$1999	\$1639	\$360
28 OCTOBER 1988	\$1999	\$1639	\$360
11 NOVEMBER 1988	\$1999	\$1639	\$360
25 NOVEMBER 1988	\$1999	\$1639	\$360
02 DECEMBER 1988	\$2149	\$1759	\$390
09 DECEMBER 1988	\$2149	\$1759	\$390
16 DECEMBER 1988	\$2499	\$2049	\$450
23 DECEMBER 1988	\$2499	\$2049	\$450
30 DECEMBER 1988	\$2149	\$1759	\$390

These special group fares are only available from your local Holland Gateway Promotions office:

NSW - Wim Drayer

Tip Top Travel, 1st Fl, 82

Alexander St. Crows Nest 2065

(TARB B1481) Phone 438 2711

(Sydney Area) 008 42 6681 (NSW
& ACT - Toll Free)

QLD - Tom Schoon

Coronet Travel, 435 Ipswich Rd,
Annerley 4103

Phone (07) 848 0477

S.A. - Siemy Grothauzen

Dependable Travel's Holland

International S.A., 1st Fl. Aston

House, 13 Leigh St. Adelaide

5000 Phone (08) 231 4002

VIC - Bob van Angeren

Angeren Travel, 11 Cleeland St.

Dandenong 3175

Phone (03) 791 3966

VIC - John Vandermark

MB Travel, 8 Whitehorse Rd,

Ringwood 3134

Phone (03) 879 4044

For the latest details on special
prices from Perth to Amsterdam
... Contact:

David Schrandt,

Au Revoir Travel,


616 Beaufort Street,

Mt. Lawley 6050

Phone: (09) 328 4299

Your Holland Gateway Promotions
Office in W.A.

KUNST MET DUBBELE STOKJES EN HALVE VASTEN



Voor liefhebbers van fijn haakwerk is een bezoek aan Spakenburg een must. De witte mutsjes achter de kuuf (de forse haarrol) zijn stuk voor stuk juweeltjes en er zijn er geen twee gelijk. Tot voor kort lag er niets vast want de Spakenburger dames produceren zelfs de ingewikkeldste patronen uit het hoofd.

Gelukkig zijn er nu van een aantal gehaakte ondermutsen (de hulvormige bovenmuts wordt niet meer gedragen) duidelijke foto's gemaakt waarmee een ervaren haakster uit de voeten kan en van een vrij simpele muts met 38 sterren is er ook een complete beschrijving, alles verkrijgbaar in 't Vurhuus (zie pag 16).

Gehaakte symbolen

Sterren, bloempjes en rozetten, vlinders, korfjes en ruiten, plat gehaakt of in relief, een verbijsterende variatie die met een simpel bolletje witte katoen (DMC 50) en een haaknaald nr 0,60 gecreëerd wordt.

Voor een niet-ervaren haakster is er geen beginnen aan om die rijkdom aan vormen er reduceren tot lossen en vasten. Om toch iets et van aan u te kunnen doorgeven, gebruikte ik het patroon van de visjes en de hartjes dat Constance Nieuwhoff vele jaren geleden optekende tijdens haar studie voor het boek "Kleederdrachten". Het zijn passende symbolen voor de hartelijke vrouwen uit het IJsselmeerdorp waar de visvangst een belangrijk middel van bestaan was.

Hartjes en visjes

Behalve achter de kuuf zijn de hartjes en de visjes nog op vele andere manieren toepasbaar: als een enkel motief op kinderkleding, op een zakje b.v., als kastrandje, op een wiegedekje of op een wandversiering van Hollandse stoffes.

Afhankelijk van het doel kiest u het materiaal. Wit DMC haakgaren no 40 b.v. voor een kantje. De hartjes worden dan 3 cm hoog en 4½ cm breed.

Mijn eigen voorkeur ging duidelijk uit naar de bonte visjes waarvoor ik strengen DMC perle no 5 gebruikte. De afmetingen worden dan 7½ bij 5½ cm. Voor het opwerken met kraaltjes en band ziet u suggesties op de foto. Wilt u de hartjes of de visjes aan een bandje haken, dan werkt u als volgt. Haak voor de hartjes een aantal lossen dat deelbaar is door 20, plus 1 voor het keren. De lengte bepaalt u zelf. Voor de le toer haakt u op elke losse stokje, voor de 2e toer een losse op elke 9 stokjes, met een picootje (3 l., 1 v. in de le l. hiervan) op elke 10e stokje. De pico aan de punt van elk hartje verbindt u met elke 2e pico van het bandje als volgt: bij de 2e l. van de pic. de haaknaald uit de steek halen, in de pic. van het bandje steken, de laatst gehaakte l. hierdoor halen en de pic. afhaken. Onderling verbindt u de hartjes door steeds de 15e pic. aan de 5e pic. te haken. Pas op dat ze niet gedraaid komen te zitten!

Een kantje met vissen maakt u op dezelfde wijze, maar omdat de visjes iets smaller uitvallen, haakt u de pico op elk 9e stokje van het bandje. Het aantal opzetlossen moet hier dus deelbaar zijn door 9! Met elke 3e pico verbindt u de visjes aan elkaar. Ze hangen dan recht naar beneden.



Werkvoorschrift

In beide patroontjes steeds de achterste lus van een voorgaande toer opnemen.

Voor het hartje zet u 7 l., op, 1 h.v. in de le l., 20 l., 1 h.v. in de 7e l. vanaf de haaknaald. Keren. 2e toer: 10 v. in het rondje van 7 l., 1 v. op elk van de volg. 6 opzetl., 3 v. op de volg. opzet l., 1 v. op elk van de volg. 6 opzet l., 10 v. in het volg. rondje van 7 l. Keren. 3e toer: 1 l. voor de le v., 1 v. op de laatst gehaakte v., 2 v. op elk van de volg. 9 v., 1 v. op elk van de volg. 7 v., 3 v. op de volg. v., 1 v. op elk van de volg. 7 v., 2 v. op elk van de volg. 10 v. Keren. 4e toer: 1 l. voor de le v., 1 v. op elk van de volg. 27 v., 3 v. op de volg. v., 1 v. op elk van de volg. 28 v. Keren. 5e toer: 1 l. voor de le v., 1 v. op elk van de volg. 2 v., ★ 1 pic., 1 v. op elk van de volg. 3 v., vanaf ★ steeds herhalen. Voor het visje zet u 10 l. op en sluit die tot een ronding met 1 h.v. le toer: 2 l. voor het le st., 19 st. in de ring, toer sluiten met 1 h.v. in de 2e begin l. (20 st.) 2e toer: ★ 3 l., 1 st. in het le st. (de laatste 2 lussen niet doorhalen maar op de nld. laten), 2 st. in het volg. st. (de laatste 2 lussen niet doorhalen maar weer op de nld. laten), 1 st. in het volg. st., bij de laatste doorhaling de draad door alle 5 lussen van denld. halen, 3 l., 1 h.v. bovenin het laatst gehaakte st., 3 l., 1 v. in het laatst gebruikte st. van de vor. toer (★ 1 puntje), vanaf ★ nog 2 x herhalen, maar het le st. van elke herh. in een volg.st. van de vor. toer haken, vervolgens 1 v. op elke volg. st. en toer sluiten met 1 h.v. in de le begin l. Deze puntjes nu even naar binnen vouwen en de volg. toer weer in de st. van de le toer maken, een priegelwerkje maar wel te doen. 3e toer: 2 l. voor het le h.st., 1 l., 1 h.st. in het 2e st. van de le toer. ★ 1 l., 1 h.st. in het volg. st., vanaf ★ nog 6 x herh. (9 h.st.), keren. 4e toer: 2 l. voor het le h.st., ★ 1 l., 1 h.st. overslaan, 1 h.st. om de volg. l., vanaf ★ nog 6 x herh. (8 h.st.), keren. 5e t/m 8e toer: als 4e toer maar in elke volg. toer steeds 1 herh. minder haken. In de 8e toer zijn er dan nog 3 gaatjes. Afhechten. 9e toer: aanhechten met 1 h.v. in de bovenkant van het le h.st., 3 v. om de zijkant van het volg. gaatje, 4 x (3 v. om de zijkant van het volg. h.st.), 5 v. om de volg. l. en h.st., 5 x (3 v. om de zijkant van het volg. h.st.), keren. 10e toer: 1 l. voor de le v., 1 v. op elk van de volg. v. van de 9e toer, keren. 11e toer: 1 l. voor de le v., 1 v. op elk van de volg. 2 v., 4 x (1 pic., 1 v. op elk van de volg. 4 v.), 3 l., 2 st. op de plaats waar de laatste v. gehaakt is, 3 pic., 1 v. bovenin het laatst gehaakte st., 2 st. in de volg. v., 3 l., 1 v. in de volg. v., 3 l., 2 st. in de volg. v., 3 pic., 1 v. bovenin het laatst gebruikte st., 2 st. in de volg. v., 3 l., 1 v. in de laatste gebruikte v., 1 v. in elk van de volg. 4 v., 4 x (1 pic., 1 v. op elk van de volg. 4 v.), nu langs de ronding verder haken, 1 v. in elk van de onderliggende v., maar in het midden weer 1 pic. Het lijkt allemaal heel ingewikkeld, maar al doende valt het best mee en het resultaat is erg leuk!

Behalve een haakpatroon voor de muts heeft 't Vurhuus ook patronen van de dracht uitgewerkt op ruitjespapier. Voor man en kind Dfl. 5,-, voor de vrouw Dfl. 7,50. De benodigde stoffen levert de familie

Duyst op nr. 2 aan de Westdijk. De katoentjes van het afgebeelde wandkleed komen er ook vandaan en het maken van een keuze uit de forse collectie was niet in vijf minuten gebeurd!